


# Product Description



HUAWEI E5577Cs-321 Mobile WiFi  
V200R001

**Issue**      01  
**Date**        2015-2-2

HUAWEI TECHNOLOGIES CO., LTD.





Huawei Technologies Co., Ltd. provides customers with comprehensive technical support and service. Please feel free to contact our local office or company headquarters.

## Huawei Technologies Co., Ltd.

Address: Huawei Industrial Base  
Bantian, Longgang  
Shenzhen 518129  
People's Republic of China

Website: <http://consumer.huawei.com/en/>

**Copyright © Huawei Technologies Co., Ltd. 2015. All rights reserved.**

No part of this document may be reproduced or transmitted in any form or by any means without prior written consent of Huawei Technologies Co., Ltd.

### Trademarks and Permissions



**HUAWEI** and other Huawei trademarks are trademarks of Huawei Technologies Co., Ltd.

All other trademarks and trade names mentioned in this document are the property of their respective holders.

### Notice

The information in this document is subject to change without notice. Every effort has been made in the preparation of this document to ensure accuracy of the contents, but all statements, information, and recommendations in this document do not constitute a warranty of any kind, express or implied.

---

# About This Document

---

## Summary

This document provides information about the major functions, supported services and system architecture.

The following table lists the contents of this document.

Chapter	Details
1 Overview	The supported network modes, basic services and functions, and the appearance of the product.
2 Features	The supported features and technical specifications of the product.
3 Services and Applications	The services and applications of the product.
4 System Architecture	The architecture of the product.
5 Packing List	The items contained in the package of the product.



## History

Issue	Details	Date
01	First release.	2015-2-2

# Contents

<b>1 Overview</b>	<b>6</b>
1.1 Brief Introduction	6
1.2 Optional Features	7
<b>2 Features</b>	<b>8</b>
2.1 Main Features	8
2.2 Technical Specifications	9
2.2.1 Hardware	9
2.2.2 Software	11
<b>3 Services and Applications</b>	<b>13</b>
3.1 Data Service	13
3.1.1 Wireless Modem	13
3.1.2 USB Modem	14
3.1.3 LTE/3G/Wi-Fi Auto Offload	14
3.2 SMS	14
3.3 Sharing Data Stored on the microSD card	15
3.4 Menu-Style LCD UI	15
3.4.1 Scanning a 2D Barcode to Download the HUAWEI HiLink APP(Mobile WiFi APP)	15
3.4.2 Scanning a 2D Barcode to Connect to the Internet	15
<b>4 System Architecture</b>	<b>16</b>
4.1 System Architecture	16
4.2 Functional Modules	17
<b>5 Packing List</b>	<b>18</b>

# 1 Overview

## 1.1 Brief Introduction

HUAWEI E5577Cs-321 Mobile WiFi (hereinafter referred to as the E5577Cs-321) is a high-speed packet access mobile hotspot. It is a multi-mode wireless terminal for SOHO (Small Office and Home Office) and business professionals.

The E5577Cs-321 supports the following standards:

- Long Term Evolution (LTE) Frequency Division Duplex (FDD)
- Dual Carrier High Speed Packet Access Plus (DC-HSPA+)
- High Speed Packet Access Plus (HSPA+)
- High Speed Uplink Packet Access (HSUPA)
- High Speed Downlink Packet Access (HSDPA)
- Universal Mobile Telecommunications System (UMTS)
- Enhanced Data rates for Global Evolution (EDGE)
- General Packet Radio Service (GPRS)
- Global System for Mobile communications (GSM)

The E5577Cs-321 provides the following services:

- LTE FDD packet data service
- DC-HSPA+ packet data service
- HSPA+/HSPA/UMTS packet data service
- EDGE/GPRS packet data service
- Short Message Service (SMS)

You can connect the E5577Cs-321 with the USB interface of a computer, or connect the E5577Cs-321 with the Wi-Fi. In the service area of the LTE FDD/DC-HSPA+/HSPA+/HSPA/UMTS or EDGE/GPRS/GSM network, you can surf the Internet and send/receive messages/emails cordlessly. The E5577Cs-321 is fast, reliable, and easy to operate. Thus, mobile users can experience many new features and services with the E5577Cs-321. These features and services will enable a large number of users to use the E5577Cs-321 and the average revenue per user (ARPU) of operators will increase substantially.

Figure 1-1 shows the profile of the E5577Cs-321.

Figure 1-1 E5577Cs-321 profile



## 1.2 Optional Features

Optional features refer to features that are not supported by the standard version or are disabled by default. These features can be customized according to operator or customer requirements. The E5577Cs-321's optional feature is as follows:

- IPv6/IPv4 dual stack (optional)
- SIM lock (optional)
- Dual SSID (optional)

# 2 Features

## 2.1 Main Features

The E5577Cs-321 mainly supports the following features:

- LTE FDD (DL) data service of up to 150 Mbit/s
- LTE FDD (UL) data service of up to 50 Mbit/s
- DC-HSPA+ (DL) data service of up to 43.2 Mbit/s
- HSPA+ (DL) data service of up to 21.6 Mbit/s
- HSDPA (DL) data service of up to 14.4 Mbit/s
- HSUPA (UL) data service of up to 5.76 Mbit/s
- UMTS data service of up to 384 kbit/s
- EDGE data service of up to 236.8 kbit/s
- GPRS data service of up to 85.6 kbit/s
- PS domain data service based on LTE/UMTS/GSM
- SMS based on LTE/UMTS/GSM
- Built-in LTE/UMTS/GSM and WLAN high gain antenna
- Wi-Fi 2.4 GHz and 5 GHz bands
- LTE/3G/Wi-Fi auto offload
- Menu-style LCD UI
- Support for HUAWEI HiLink APP(Mobile WiFi APP)
- Press and Play
- Micro Secure Digital Memory (microSD) Card
- IPv6/IPv4 dual stack (optional)
- Built-in DHCP Server, DNS RELAY and NAT
- Online software upgrade
- Traffic statistic
- WPS
- TFT-LCD screen
- Standard Micro USB interface
- 2D Barcode easy connection



- Windows Vista SP1/SP2, Windows 7, Windows 8, Windows 8.1 (does not support Windows RT), MAC OS X 10.7, 10.8 and 10.9 with latest upgrades

## 2.2 Technical Specifications

### 2.2.1 Hardware

Table 2-1 lists the hardware specifications.

**Table 2-1** Hardware specifications

Item	Specifications	
Technical standard	WAN: LTE FDD/ DC-HSPA+/HSPA+/HSPA/UMTS/EDGE/GPRS/GSM	
	WLAN: IEEE 802.11a/b/g/n	
Operating frequency	LTE: FDD B1/B3/B5/ B7/B8/B20	
	DC-HSPA+/HSPA+/HSPA/UMTS: B1/B2/B5/B8	
	EDGE/GPRS/GSM: B2/B3/B5/B8	
	WLAN: 2.4 GHz, 5 GHz	
Internal memory	128 MB Flash, 128 MB DDR SDRAM	
Maximum transmitter power	LTE: Conform to Power Class 3 Definition	
	UMTS: Conform to Power Class 3 Definition	
	WLAN	802.11a: 10 dBm
		802.11b: 13 dBm
		802.11g: 11 dBm
802.11n: 10 dBm (2.4 GHz); 10 dBm (5 GHz)		
Receiver sensitivity	LTE: Confirm to 3GPP Requirements	
	UMTS: Confirm to 3GPP Requirements	
	WLAN	802.11a: -65 dBm@54 Mbit/s
		802.11b: -76 dBm@11 Mbit/s
		802.11g: -65 dBm@54 Mbit/s
802.11n: -64 dBm@65 Mbit/s		
WLAN speed	802.11a: Up to 54 Mbit/s	
	802.11b: Up to 11 Mbit/s	

Item	Specifications	
	802.11g: Up to 54 Mbit/s	
	802.11n	HT20: Support MCS0–MCS7; Up to 72.2 Mbit/s. Support MCS8–MCS15; Up to 144.4 Mbit/s. HT40: Support MCS0–MCS7; Up to 150 Mbit/s. Support MCS8–MCS15; Up to 300 Mbit/s.
Maximum power consumption	3.5 W	
Power supply	AC: 100–240 V	
	DC: 5 V, 1 A	
Battery	Type: Li (rechargeable)	
	Capacity: 3.8 V, 1500 mAh	
	Maximum working time: 6 hours (depending on the network)	
	Maximum standby time: 300 hours (depending on the network)	
External interfaces	Micro USB interface	
	Standard 6-pin SIM card interface	
	Standard microSD card interface	
Screen	TFT-LCD	
Key-press	Power switch, MENU switch, RESET switch	
Antenna	Built-in LTE/UMTS/GSM main antenna	
	Built-in LTE/UMTS diversity antenna	
	Built-in WLAN antenna	
Dimensions (W × D × H)	96.8 mm×58.0 mm×13.5 mm	
Weight	about 82 g (including the battery)	
Temperature	Operating: 0°C to +35°C	
	Storage: -20°C to +60°C	
Humidity	5% to 95% (non-condensing)	

## 2.2.2 Software

Table 2-2 lists the software specifications.

**Table 2-2** software specifications

Item	Description
SMS	<ul style="list-style-type: none"> <li>• Writing/Sending/Receiving</li> <li>• Sending/Receiving extra-long messages</li> <li>• Storage: Up to 500 messages can be saved in the internal memory of the E5577Cs-321.</li> </ul>
Network connection setup	<ul style="list-style-type: none"> <li>• APN management: create, delete and edit.</li> <li>• Set up network connection</li> </ul>
WLAN setup	<ul style="list-style-type: none"> <li>• SSID broadcasting and hiding</li> <li>• None (Open), WEP, WPA2-PSK, and WPA/WPA2-PSK encryption Automatic adjustment of ratios</li> <li>• Display STA status</li> <li>• Turn off Wi-Fi automatically</li> <li>• WLAN MAC filter</li> </ul>
Firewall setup	<ul style="list-style-type: none"> <li>• Firewall Switch</li> <li>• LAN IP Filter</li> <li>• Virtual Server</li> <li>• DMZ Service</li> <li>• UPnP Service</li> </ul>
NAT setup	<ul style="list-style-type: none"> <li>• CONE NAT</li> <li>• Symmetric NAT</li> <li>• ALG</li> </ul>
DHCP setup	<ul style="list-style-type: none"> <li>• DHCP server enabling and disabling</li> <li>• Address pool of the DHCP server setup</li> <li>• DHCP lease time setup</li> </ul>
Software installation	Automatic installation
LTE/3G/Wi-Fi auto offload	<ul style="list-style-type: none"> <li>• Accessing to WAN via LTE/3G or Wi-Fi</li> <li>• Automatic offload between LTE/3G and Wi-Fi</li> </ul>
IPv6/IPv4 dual stack (optional)	<ul style="list-style-type: none"> <li>• DHCPv6/v4 server and client</li> <li>• DNSv6/v4 server and client</li> <li>• Display IPv6/v4 WAN address</li> </ul>
Other	Network connection settings: <ul style="list-style-type: none"> <li>• Automatic network selection and registration</li> <li>• Manual network selection and registration</li> </ul>

Item	Description
	Network status display: signal, operator name, system mode, and so on. LTE network switch: turn on/off LTE network PIN management: activate/deactivate PIN, PIN lock, changing PIN, unblocking by using the PUK.
System requirement	<ul style="list-style-type: none"><li>• Windows Vista SP1/SP2, Windows 7, Windows 8, Windows 8.1 (does not support Windows RT)</li><li>• Mac OS X 10.7, 10.8 and 10.9 with latest upgrades</li><li>• Your computer's hardware system should meet or exceed the recommended system requirements for the installed version of OS</li></ul>

# 3 Services and Applications

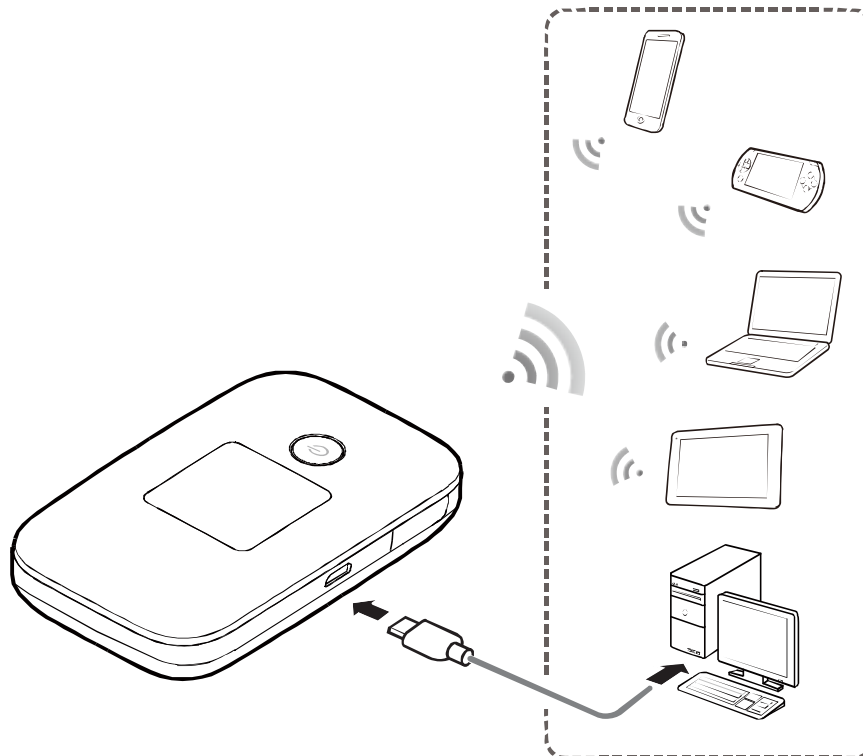
## 3.1 Data Service

### 3.1.1 Wireless Modem

The E5577Cs-321 can be used as a wireless modem when the Wi-Fi is enabled. You can directly use the default settings (or configure APN on the E5577Cs-321 Web page) and set up a wireless network connection. Then you can access the Internet.

A maximum of ten wireless users can access the E5577Cs-321 at the same time. You can set up the WLAN with the access point (AP) function.

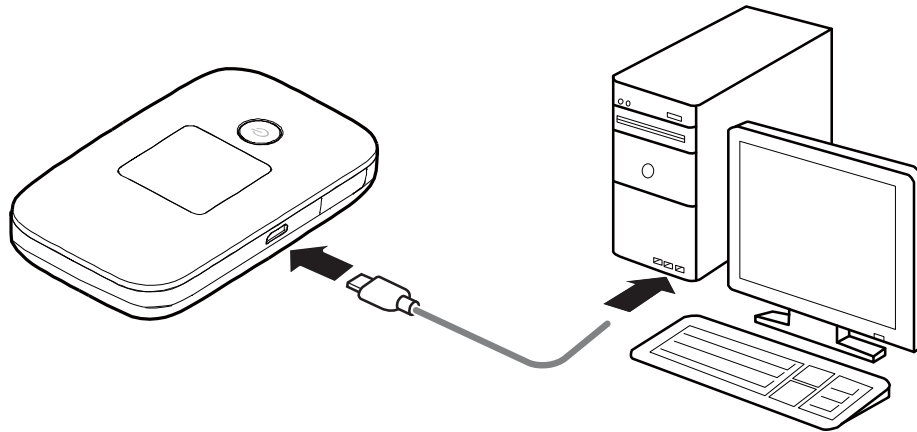
**Figure 3-1** Multi-device access via Wi-Fi and USB at the same time



### 3.1.2 USB Modem

After you connect the E5577Cs-321 and PC with a USB data cable, the Web page is displayed on the PC desktops automatically. You can directly use the default settings (or configure APN on the E5577Cs-321 Web page) and set up a network connection. Then you can send or receive E-mail, access the network through wireless connection, and download files through wireless data channels.

**Figure 3-2** One-device access via USB

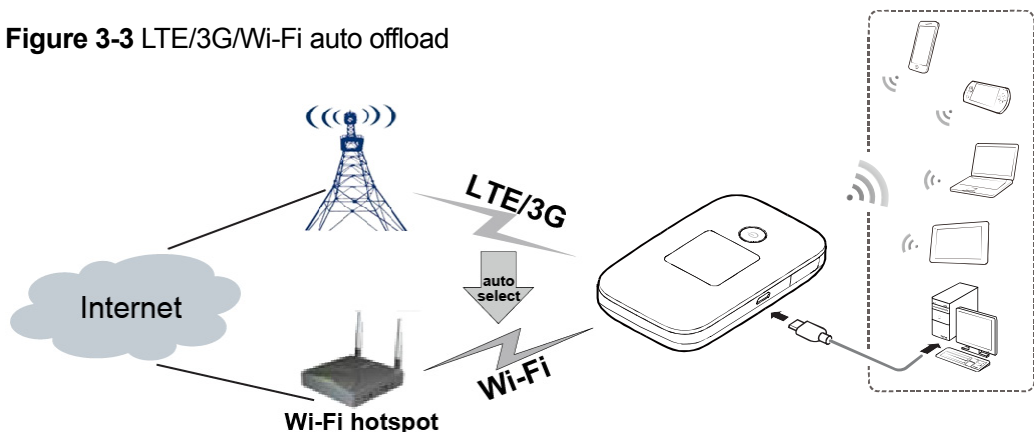


### 3.1.3 LTE/3G/Wi-Fi Auto Offload

The E5577Cs-321 allows you to access the Internet via LTE, 3G or Wi-Fi. When you are using the E5577Cs-321 in areas with a Wi-Fi hotspot, for example, an airport, a cafe, a hotel, or your home, the E5577Cs-321 switches to Wi-Fi connection automatically, saving your LTE/3G network traffic fees.

After the function is enabled, a maximum of nine wireless users can access the E5577Cs-321 at the same time.

**Figure 3-3** LTE/3G/Wi-Fi auto offload



## 3.2 SMS

The E5577Cs-321 supports message writing/sending/receiving. You can manage messages through the Web page, such as an inbox, an outbox and a draft.

### 3.3 Sharing Data Stored on the microSD card

After the microSD card is inserted, you can store data on the card or use the Web management page to share data stored on the card.

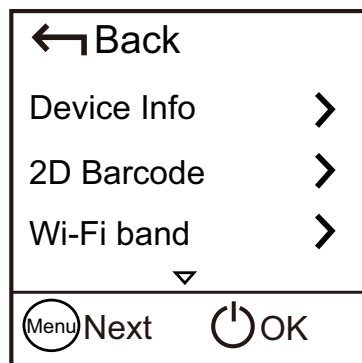
### 3.4 Menu-Style LCD UI

The E5577Cs-321 provides a menu-style LCD UI with support for multiple languages. Press the menu button to display the menus, and then use the menu and power buttons to select or confirm an option. You can browse the information on the LCD or configure settings. For example, you can:

- Scan a 2D barcode on the E5577Cs-321's LCD to download the HUAWEI HiLink APP(Mobile WiFi APP) .
- Scan a 2D barcode on the E5577Cs-321's LCD use the HUAWEI HiLink APP(Mobile WiFi APP) to connect your device to the Internet.
- Turn on or off the automatic switchover between LTE/3G and Wi-Fi Internet access modes.
- Turn on or off the WPS function.

Figure 3-4 shows the menu-style LCD UI. This figure is for your reference only. The actual UI may vary.

**Figure 3-4** Menu-style LCD UI



#### 3.4.1 Scanning a 2D Barcode to Download the HUAWEI HiLink APP(Mobile WiFi APP)

You can scan a 2D barcode on the E5577Cs-321's LCD to download the HUAWEI HiLink APP(Mobile WiFi APP) to your Android devices.

#### 3.4.2 Scanning a 2D Barcode to Connect to the Internet

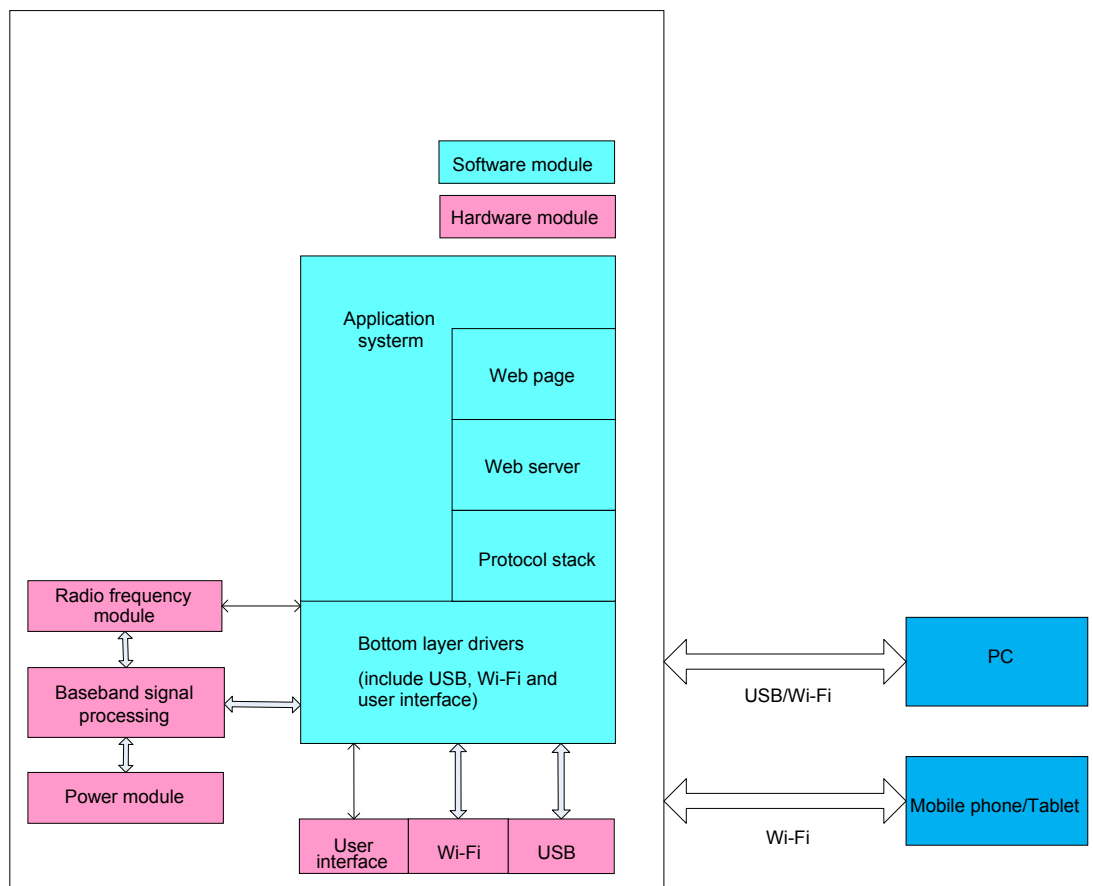
If you are using an Android device and has the HUAWEI HiLink APP(Mobile WiFi APP) installed, you can quickly connect your device to the E5577Cs-321 to access the Internet by scanning a 2D barcode on the E5577Cs-321's LCD.

# 4 System Architecture

## 4.1 System Architecture

Figure 4-1 shows the system architecture.

Figure 4-1 System architecture





## 4.2 Functional Modules

1. **Radio frequency module:** It sends/receives radio signals and modulates/demodulates the radio frequency (RF) signals and baseband signals
2. **Baseband signal processing:** It processes LTE FDD /DC-HSPA+/HSPA+/UMTS/EDGE/GPRS/GSM baseband digital signals, including:
  - Modulating/Demodulating LTE FDD /DC-HSPA+/HSPA+/UMTS/EDGE/GPRS/GSM baseband signals
  - Encoding/Decoding LTE FDD/DC-HSPA+/HSPA+/UMTS/EDGE/GPRS/GSM channel
3. **Bottom layer driver:** It drives peripherals, including a USB device, Wi-Fi devices, a screen, buttons and a SIM card.
4. **Protocol stack system:** It processes protocols of LTE FDD/DC-HSPA+/HSPA+/UMTS/EDGE/GPRS/GSM and TCP/IP.
5. **Application system:** It provides management system, including SMS, PS domain service, Wi-Fi configuration, network service, Web service and Web page. The user can set management parameters by Web page.
6. **User interface:** It provides human-computer interaction, including a screen and buttons.

# 5 Packing List

This chapter describes the items contained in the package of the E5577Cs-321.

Table 5-1 lists the items contained in the package of the E5577Cs-321.

**Table 5-1** Packing list of the E5577Cs-321

Item	Quantity	Remarks
Mobile WiFi	1	Standard
Rechargeable Battery (1500 mAh)	1	Standard
USB Cable	1	Standard
Quick Start	1	Standard
Safety Information	1	Standard
Charger	1	Optional
Warranty Card	1	Optional

# A Acronyms and Abbreviations

---

<b>3G</b>	The Third Generation
<b>AES</b>	Advanced Encryption Standard
<b>ALG</b>	application level gateway
<b>APN</b>	access point name
<b>ARPU</b>	average revenue per user
<b>ASCII</b>	American Standard Code for Information Interchange
<b>DHCP</b>	Dynamic Host Configuration Protocol
<b>DMZ</b>	demilitarized zone
<b>DNS</b>	Domain Name Server
<b>EDGE</b>	Enhanced Data Rates for GSM Evolution
<b>FDD</b>	frequency division duplex
<b>GPRS</b>	General Packet Radio Service
<b>GSM</b>	Global System for Mobile Communications
<b>HSPA+</b>	High Speed Packet Access Plus
<b>HSUPA</b>	High Speed Uplink Packet Access
<b>HSDPA</b>	High Speed Downlink Packet Access
<b>IEEE</b>	Institute of Electrical and Electronics Engineers
<b>IP</b>	Internet Protocol
<b>LCD</b>	Liquid Crystal Display
<b>LTE</b>	Long Term Evolution
<b>MAC</b>	Medium Access Control
<b>Modem</b>	Modulator Demodulator
<b>NAT</b>	Network Address Translation

<b>OS</b>	Operating System
<b>PC</b>	personal computer
<b>PIN</b>	personal identification number
<b>PnP</b>	Plug and Play
<b>PS</b>	packet switched
<b>PUK</b>	PIN unblocking key
<b>SIM</b>	subscriber identity module
<b>SMS</b>	short messaging service
<b>SOHO</b>	small office home office
<b>SSID</b>	Service Set Identifier
<b>TFT</b>	Thin Film Transistor
<b>TKIP</b>	Temporal Key Integrity Protocol
<b>UMTS</b>	Universal Mobile Telecommunications System
<b>UPnP</b>	Universal Plug and Play
<b>USB</b>	Universal Serial Bus
<b>WAN</b>	wireless area network
<b>WEP</b>	wired equivalent privacy
<b>Wi-Fi</b>	Wireless Fidelity
<b>WLAN</b>	wireless local area network
<b>WPA</b>	Wi-Fi Protected Access